

GB Boiler – Frost Damage Flow Chart

Which boiler do you own? Is it a GB24 or a GB30?

GB24

Does the serial number start with 'ADP, ADH, ADM, AFN, AGY or AHN'?

If YES, ensure the pump is black and square as in the below photo



Replacement parts and kits ADP, ADH & ADM

- ICB132002E – Hydroblock
 - ICB121002 – Heat exchanger
 - ICB119001 – Return Group
 - ICB120001 – Flow Group
- #### AFN, AGY & AHN
- ICB132003 – Hydroblock
 - ICB121002 – Heat Exchanger
 - ICB119001 – Return Group
 - ICB120003 – Flow Group

If NO, ensure the pump is grey and round as in the below photo



Replacement parts and kits

- ICB132001 – Hydroblock
- ICB121002 – Heat Exchanger
- ICB119001 – Return Group
- ICB120001 – Flow Group

GB30

Does the serial number start with 'ADP, ADH, ADM, AFN, AGY or AHN'?

If YES, ensure the pump is black and square as in the below photo



Replacement parts and kits ADP, ADH & ADM

- ICB132302E – Hydroblock
 - ICB121302 – Heat Exchanger
 - ICB119001 – Return Group
 - ICB120001 – Flow Group
- #### AFN, AGY & AHN
- ICB132303 – Hydroblock
 - ICB121302 – Heat Exchanger
 - ICB119001 – Return Group
 - ICB120003 – Flow Group

If NO, ensure the pump is grey and round as in the below photo




Replacement parts and kits

- ICB132300 – Hydroblock
- ICB121302 – Heat Exchanger
- ICB119001 – Return Group
- ICB120001 – Flow Group

Morco have assessed a number of damaged hydroblocks and established that currently there are 4 main areas of frost damage. Please see the photos below. If an engineer is unsure as to which areas are broken and cannot identify them, the only way to guarantee a successful repair is to replace the entire hydroblock. Refurbishment can subsequently be carried out on the replaced hydroblock using the return group, flow group and heat exchanger kits. The hydroblock can then be used again.


Please note the below photo may not reflect yours exactly if you have a boiler with s/n beginning AFN, AGY or AHN

POSSIBLE AREAS OF FROST DAMAGE




- [ICB132001 – Hydroblock 24kw](#) AAZ & ACH
- [ICB132002E – Hydroblock 24kw](#) ADP, ADH & ADM
- [ICB132003 – Hydroblock 24kw](#) AFN, AGY & AHN

- [ICB132300 – Hydroblock 30kw](#) AAZ & ACH
- [ICB132302E – Hydroblock 30kw](#) ADP, ADH & ADM
- [ICB132303 – Hydroblock 30kw](#) AFN, AGY & AHN



FROST DAMAGE TO
HYDROBLOCK
BASE PLATE

If the base plate is damaged as shown above, then it may be impossible to straighten out and Morco do not supply it as a spare part. A new hydroblock is the only solution.



If there is any distortion in the areas labelled above then it can be safely assumed that there is internal damage. This will result in the internal waterways for the primary circuit being narrowed or blocked and will give problems with the safe and efficient operation of the boiler. It is entirely possible that, even without external distortion, that there is internal damage. Morco do not supply the specialised lip washers separately.



This shows the damage caused to the flow regulator/cold water filter.

- [ICB124001 – Flow Regulator 24kw](#)
- [ICB124300 – Flow Regulator 30kw](#)

If an engineer is absolutely sure he knows which components are damaged then the following sets are listed:

- ICB119001 – Return Group Kit (GB24 and GB30) **AAZ, ACH, ADP, ADH, ADM, AFN, AGY & AHN**
- ICB120001 – Flow Group Kit (GB24 and GB30) **AAZ, ACH, ADP, ADH & ADM** ICB120003 – Flow Group Kit (GB24 and GB30) **AFN, AGY & AHN**
- ICB121002 – Heat Exchanger Kit (GB24 only) **AAZ, ACH, ADP, ADH, ADM, AFN, AGY & AHN**
- ICB121302 – Heat Exchanger Kit (GB30 only) **AAZ, ACH, ADP, ADH, ADM, AFN, AGY & AHN**



[ICB119001 – Return Group Kit](#)



[ICB121002 – Plate Heat Exchanger 24kw](#)

[ICB212302 – Plate Heat Exchanger 30kw](#)



[ICB120001 – Flow Group Kit](#)



[ICB120003 – Flow Group Kit](#)